

2010

.....2
.....3
.....4
1 **.....4**
2 **.....4**
3 **.....4**
.....6
1 **.....6**
2 **.....3**

1

2010 1 1 2010 12 31

F 2

2010

2010 12 10 12

28 2011 1 7

2005

“ ”

“ ”

2010 “

” “ ”


[redacted]股东大会

1

900

2009

30% 2004

1/3

2007 2

2015

60

353

4

34

2012 15

6.25 3

50

2

1

2008 **“**

”

“ ”

“

”

97%

2 “ ”

“ ”

3 “ ”

“ ”

3

1997

5

2001 12 18 6150

110 50

1997

353

2008 6 28,450 /
9 2008 12 8650
/ 70% 8000
6000-7000
5
2008 10
12000 / 2008 10 16
4000

“ ”

7-9

1

353 6.7%

20 80

1995

63

33

2

2010 8

[2010]144

3

89 25

1999 89 13

2005

13 32

60 120

89 5340 13 1800

2/3 236 m^2

2

4 “ ”

“ ”

1

1

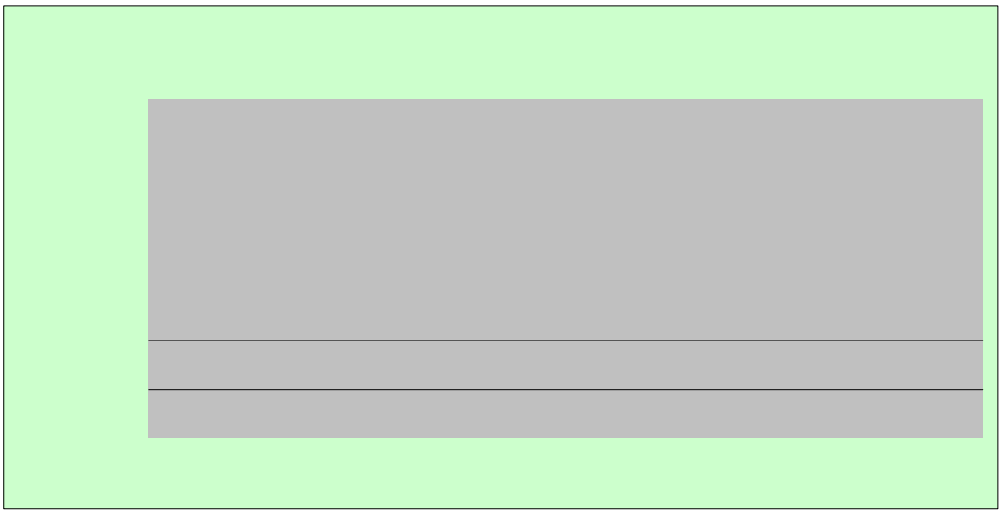

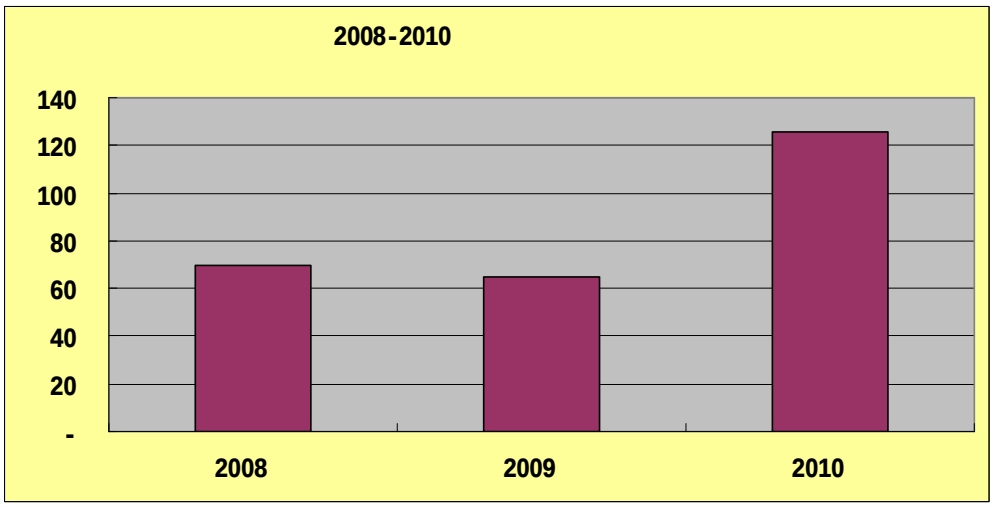

2

2009

”

4

2010 8 IPO

A

A

6

2010 12

17 500 12

27

5

2008 2010 50%

“

”

1

2010 7

59 1866

2010

188

2010

18 10 11

“

”

2

2010

121.66

4

OA

2010 8 16

2010 5 3 “ . ”

91

2010 3 6



2010 3 19-20



2010 4 “ ” 33





“ ”

1

2 “ ”

2009 “ ”

2010





3

ISO9001

1000 100

4

2010

53.71

38.25

5

2010

10

“ ”

2

2011 2010

3

4

5

2011 4 25